

**Vocal Pitch Exercises**

Vocal pitch exercises (intervals, scales, chords, and so on) are designed to aid in the development of tonal vocabulary skills. Consistent practice will be necessary if the ability to hear the tones as scale degrees in relation to the tonic pitch and tonic chord tones (Reference Tones) is to be mastered.

To visually aid in the development of tonal vocabulary skills, graphs depicting the appropriate tonal sequence were created. Please notice that whole and half steps are represented spatially (not evident on a staff) and background or letter colors are frequently used to indicate quality (major, minor, augmented, and diminished). Each graph should be practiced using the indicated exercise variations. The graphs may be used on individual student computers or in the classroom setting.

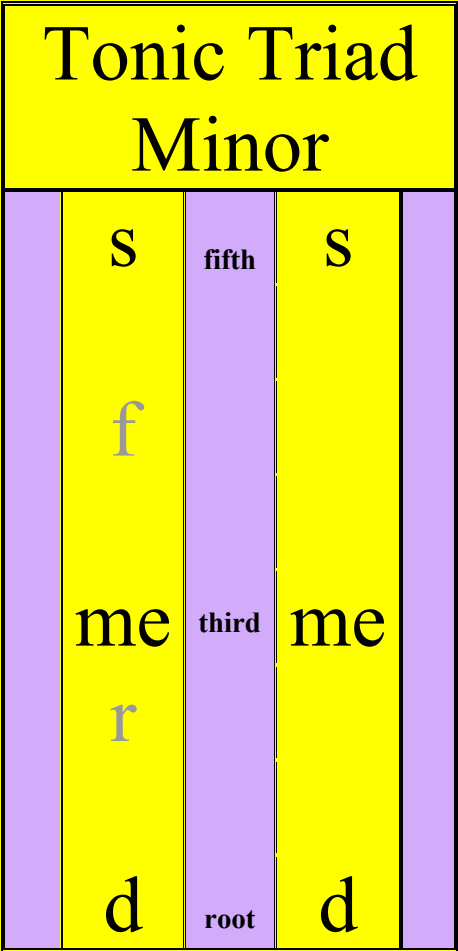
Please note that pitches below the tonic are shown by a subscript prime on the syllable (so<sub>1</sub>) and the octave above the tonic and all subsequent pitches above the octave are shown by a superscript prime on the syllable (do<sup>1</sup>). The exercises should also be sung using a variety of rhythm patterns to facilitate aural/oral preparation before visually integrating tonal and rhythm patterns in symbolic notation.

Consistent practice will be necessary if skills are to be mastered.

**Vocal Pitch Exercise 01G: Directions**  
 [Minor Pentachord and Tonic Triad, Graph 01G]

*Tonic Triad:* a combination of three tones arranged in thirds (tertian) and built on the home tone or keynote; The lowest note is called the *root*; the middle note is called the *third* of the triad; the top note is called the *fifth* of the triad.

- a. Tonic Triad Arpeggio: Tonic-Dominant-Tonic  
*Ascending/Descending:* do-me-so-me-do;
  - Variation: Integrate appropriate rhythm patterns.
- b. Reverse Tonic Triad Arpeggio: Dominant-Tonic-Dominant  
*Descending/Ascending:* so-me-do-me-so;
  - Variation: Integrate appropriate rhythm patterns.
- c. Pentachord and Tonic Triad
  - Variation 1: Ascending Pentachord/Descending Triad:  
do-re-me-fa-so-me-do;
  - Variation 2: Ascending Triad/Descending Pentachord:  
do-me-so-fa-me-re-do;
  - Variation 3: Descending Pentachord/Ascending Triad  
so-fa-me-re-do-me-so;
  - Variation 4: Descending Triad/Ascending Pentachord  
so-me-do-re-me-fa-so;
  - Variation: Integrate appropriate rhythm patterns.



**Part-Singing**  
 [Minor Tonic Triad, Graph 01G]

- |  |   |
|--|---|
| a.<br>Group/Individual A:<br>Ascending Pentachord /Descending Triad:<br>do-re-me-fa-so-me-do;  | b.<br>Group/Individual A:<br>Ascending Triad/Descending Pentachord:<br>do-me-so-fa-me-re-do;  |
| Group/Individual B:<br>Descending Pentachord/Ascending Tonic Triad<br>so-fa-me-re-do-me-so; <ul style="list-style-type: none"> <li>• Exchange tasks</li> </ul> | Group/Individual B:<br>Descending Triad/Ascending Pentachord<br>so-me-do-re-me-fa-so; <ul style="list-style-type: none"> <li>• Exchange tasks;</li> </ul> |

- c. Sing each of the following combination Pentachord & Triad patterns as a two-part canon at the third:  
 (1) do-re-me-fa-so-me-do; (2) so-fa-me-re-do-me-so; (3) do-me-so-fa-me-re-do; (4) so-me-do-re-me-fa-so;

**Vocal Pitch Exercises 01G: Directions, cont.**  
**Minor Pentachord**  
**Intervals of a Third and Fourth**

**Directions:**

Sing each of the paired exercises (A/B, C/D) below; divide class into two and sing the two exercises in harmony; exchange tasks.

A.					B.					Harmony						
				s		s			s		s			s	s	
		f						f				f	f			
	me			me	me					me	me				me	
			r						r					r	r	
d			d			d			d	d		d	d		d	
C.					D.					Harmony						
s				s					s	s				s	s	
		f						f				f	f			
	me			me	me				me	me	me				me	me
			r				r		r			r	r	r		
				d		d					d					d

**Flashcards: do-based Minor Tonic Pentachord Triad & Intervals**

1. Label Function & Sing					2. Label Function & Sing					3. Label Function & Sing				
		s							s		s		s	
														f
	me			me		me			me		me			me
			r			r								
d			d	d	d		d		d	d				d
4. Label Function & Sing					5. Label Function & Sing					6. Label Function & Sing				
		s							s		s			s
													f	
	me			me	me				me	me				me
			r				r							
d			d	d	d				d					d

7. Label Function & Sing						8. Label Function & Sing						9. Label Function & Sing					
s					s	s					s	s				s	s
															f		
	me			me				me		me				me			me
			r						r								
		d			d		d			d			d				
10. Label Function & Sing						11. Label Function & Sing						12. Label Function & Sing					
			s		s			s		s		s		s			s
			f						f						f		
	me			me		me		me		me		me		me		me	
d					d	d											d
13. Label Function & Sing						14. Label Function & Sing						15. Label Function & Sing					
s											s						s
			f						f						f		
	me		me		me		me		me		me	me		me			
				r				r					r			r	
					d	d											d
16. Label Function & Sing						17. Label Function & Sing						18. Label Function & Sing					
	s									s				s			
			f						f						f		
				me	me	me							me				
		r			r				r					r			r
d						d		d		d		d					d
19. Label Function & Sing						20. Label Function & Sing						21. Label Function & Sing					
				s			s					s		s			
			f						f						f		
me			me						me				me			me	
	r				r			r		r			r				
					d	d					d						d

## Harmonic and Non-Harmonic (non-chord) Tones

*Harmonic tones* are pitches that belong to a particular chord/triad. For example, do, mi and so are the root, third and fifth of the major tonic triad/chord. Each of those three pitches are classified as chord tones.

*Non-harmonic tones* or non-chord tones (NCT) are pitches that do not belong in a particular chord. NCT are categorized by how they are approached and resolved. While there are nine types of non-chord tones, only two types will be explored in this chapter.

<b>Passing Tone</b>	<b>Upper and Lower Neighbor Tone</b>	<b>Non-Chord Tone</b>	<b>Approached by</b>	<b>Left By</b>
<p>A <b>passing tone</b> is typically a non-chord <b>tone/pitch</b> that occurs between two chord tones, creating stepwise motion.</p> <p>A <b>passing tone</b> can be either occurring on a strong beat or strong part of the beat (accented) or weak beat or weak part of the beat (unaccented).</p>	<p>A <b>neighbor tone</b> is a nonharmonic tone/pitch that is approached stepwise from above or below and returns to the previous pitch which is usually a chord tone.</p>	Passing Tone	step	step in same direction
		Neighbor Tone	step	step in opposite direction
		Appoggiatura	leap	Step
		Escape Tone	step	leap in opposite direction
		Double Neighbor	both upper and lower neighbor tones	
		Anticipation	step	same note
		Pedal Point	same note	same note
		Suspension	same note	step down
		Retardation	same note	step up

### Identifying Chord Tones and Non-Chord Tones

(Passing Tones and Neighbor Tones)

- a. *Class or Individual:*  
Sing each of the patterns below and then verbally label the function of each pitch as chord tone, passing tone or upper-lower neighbor;
- b. *Group A/Individual A:*  
Sing each of the patterns below on a neutral syllable;  
  
*Group B/Individual B:*  
Listen and label the function of each pitch using written abbreviations [CT, PT, UN, LN].
  - Exchange tasks.
- c. Use the patterns below as a worksheet and/or class or self-assessment.

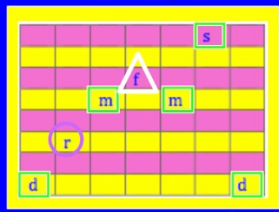
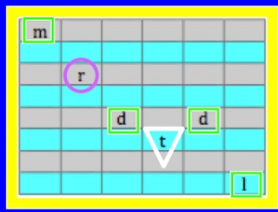
**Directions:**

Label the function of each pitch.

- Draw a box around chord tones, a circle around passing tones and a triangle pointing down for a lower neighbor tone and a triangle pointing up for an upper neighbor tone.
- Sing each pattern;

### Harmonic and Non-Harmonic Tones

- Identify tonic chord tones; (reference tones)
  - draw a box
- Identify passing tones;
  - draw a circle
- Identify upper/lower neighbor tones;
  - draw a triangle

Iconic Representation

**Minor Tonic Pentachord: Chord Tones, Passing Tones and Upper/Lower Neighbor Tones**

*Directions:* Draw a box around each chord tone, a circle around passing tones and a triangle pointing up for upper neighbor tones and a triangle pointing down for lower neighbor tones.

Name: \_\_\_\_\_

1. Label Function & Sing					2. Label Function & Sing					3. Label Function & Sing				
		s						s			s		s	
									f					f
	me			me			me		me			me		me
				r		r								
d			d		d		d			d				d

4. Label Function & Sing					5. Label Function & Sing					6. Label Function & Sing				
		s							s		s		s	
												f		
me			me		me		me			me				
				r		r		r						r
d				d			d		d				d	d

7. Label Function & Sing					8. Label Function & Sing					9. Label Function & Sing				
s				s	s				s	s				s
									f			f		
	me			me				me				me		me
				r			r					r		
d					d		d							d

10. Label Function & Sing					11. Label Function & Sing					12. Label Function & Sing				
s								s					s	
		f							f					f
	me		me			me		me		me		me		
				r			r				r			
				d	d									d

13. Label Function & Sing					14. Label Function & Sing					15. Label Function & Sing				
				s					s	s		s		s
		f		f		f							f	
	me		me		me		me		me		me			me
							r							
d				d					d					d